



### District Report Card: 2017


<b>State:</b> Assam	<b>District:</b> Karbi Anglong
<b>Class:</b> 8	<b>Subject:</b> Language
<b>Schools:</b> 50	<b>Students:</b> 1123


### Participation/Coverage


#### Students

<div>GENDER</div> <div></div>	Boys				Girls			
	Number		%		Number		%	
	543		48.35		580		51.65	

<div>AREA</div> <div></div>	Rural				Urban			
	Number		%		Number		%	
	914		81.39		209		18.61	

<div>CATEGORY</div> <div></div>	SC		ST		OBC		GEN	
	Number	%	Number	%	Number	%	Number	%
	133	11.84	639	56.90	319	28.41	32	2.85

<div>CWSN</div> <div></div>	LD	VI	HI	S&LD	ID	Oth
	1	2	1	5	0	1

<div>Management</div> <div></div>	Government			Government-aided		
	Number		%	Number		%
	1023		91.10	100		8.90

### Average Performance of Students in Language (%)

Overall	Gender		Area		Management		Social Group			
	Male	Female	Rural	Urban	Govt.	Aided	SC	ST	OBC	GEN
48.48	46.89	49.97	49.56	43.76	48.84	44.80	55.04	46.57	50.30	41.04

## Performance on Learning Outcomes (LOs)

Learning Outcomes	Description	Average Performance(%)
L813	Read textual/non-textual materials with comprehension and identifies the details, characters, main idea and sequence of ideas and events while reading	48.48

Range of Performance of Students who Answered Correctly							
Below 30%		30% - 50%		50% - 75%		Above 75%	
Number	%	Number	%	Number	%	Number	%
257	22.89	348	30.99	369	32.86	149	13.27

## Lowest Performing Learning Outcomes (LOs)

1 - Read textual/non-textual materials with comprehension and identifies the details, characters, main idea and sequence of ideas and events while reading (48.48)